

# Skyline Clean Energy Fund

CLASS F FUND FACT SHEET | Q1 2026



Skyline Clean Energy Fund (the "Fund") is a private investment fund available to eligible investors, offering a portfolio of renewable infrastructure assets across Canada. As an equity growth investment, the Fund aims to deliver long-term capital appreciation by primarily investing in operational solar and biogas facilities, as well as select development opportunities.

FUND DETAILS	
Fundserv Code	SKY2018
Fund Type	Mutual Fund Trust
Registered Eligible	Yes
Purchases	Min. \$25,000 (Trade Date 20th of each month)
Fund AUM	\$420,196,000
Targeted Total Return	8-12%
Redemption <sup>1</sup>	Monthly
Fund Loan to Value <sup>2</sup>	32.33%
Management Expense Ratio <sup>3</sup>	0.91%
Fund Inception	May 2018 (Class F - December 2022)
Highlights	84 solar assets, 2 biogas assets
Unit Value <sup>4</sup>	\$19.78
Auditor	RLB LLP

FUND STATS	
Total Fund Size	95.36 MW DC <sup>5</sup>
Expected Revenue Under Long-Term Fixed Price Contracts	84.5%
Remaining Term on Energy Offtake Contracts	8.02 YRS

MANAGER SUMMARY	
Asset Manager	Skyline Clean Energy Asset Management Inc.
Skyline Group of Companies AUM*	\$10+ B
Fund President	Rob Stein (15+ years in the renewable infrastructure and investing space)

RETURN HISTORY <sup>6</sup>				
	Inception	1-Year	3-Year	5-Year
Class A	8.89%	9.95%	9.70%	9.43%
Class F	9.64%	10.05%	9.79%	-

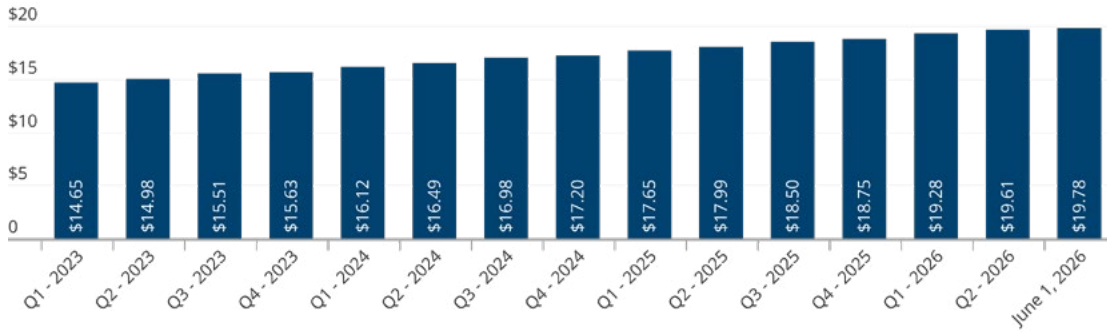
\*Class F inception Dec. '22; Class A inception May '18

RETURN SUMMARY <sup>7</sup>													
Class A	JAN	FEB	MAR	APR	MAY	JUN	JUL	AUG	SEP	OCT	NOV	DEC	YEAR
2026	2.83%	0.00%	0.00%	1.71%	0.46%	0.41%	-	-	-	-	-	-	-
2025	2.62%	0.00%	0.00%	1.93%	0.00%	0.00%	2.83%	0.00%	0.00%	1.35%	0.00%	0.00%	9.24%
2024	3.13%	0.00%	0.00%	2.30%	0.00%	0.00%	2.97%	0.00%	0.00%	1.30%	0.00%	0.00%	9.46%
2023	1.67%	0.00%	0.00%	2.25%	0.00%	0.00%	3.54%	0.00%	0.00%	0.77%	0.00%	0.00%	10.03%
2022	0.68%	0.45%	0.75%	1.57%	0.00%	0.00%	3.75%	0.00%	0.00%	2.05%	0.00%	0.00%	10.65%
2021	0.91%	0.41%	0.81%	0.73%	0.32%	0.56%	1.03%	0.71%	0.78%	0.93%	0.46%	0.38%	8.08%
2020	0.53%	0.44%	0.70%	0.26%	0.70%	0.95%	1.11%	0.68%	0.42%	0.67%	0.50%	0.33%	7.91%
Class F	JAN	FEB	MAR	APR	MAY	JUN	JUL	AUG	SEP	OCT	NOV	DEC	YEAR
2026	2.83%	0.00%	0.00%	1.71%	0.46%	0.41%	-	-	-	-	-	-	-
2025	2.62%	0.00%	0.00%	1.93%	0.00%	0.00%	2.83%	0.00%	0.00%	1.35%	0.10%	0.00%	9.34%
2024	3.13%	0.00%	0.00%	2.30%	0.00%	0.00%	2.97%	0.00%	0.00%	1.30%	0.10%	0.00%	9.57%
2023	1.67%	0.00%	0.00%	2.25%	0.00%	0.00%	3.54%	0.00%	0.00%	0.77%	0.10%	0.00%	10.14%



Learn more about Skyline's investment offerings by scanning the QR or visiting:  
[SkylineEnergy.ca](https://www.skylineenergy.ca)

## QUARTERLY UNIT VALUE GROWTH<sup>4</sup>

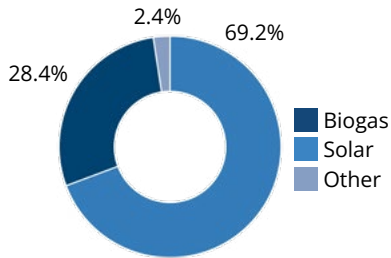


## ASSET HIGHLIGHTS

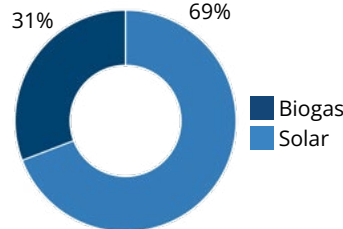


## PORTFOLIO DIVERSIFICATION

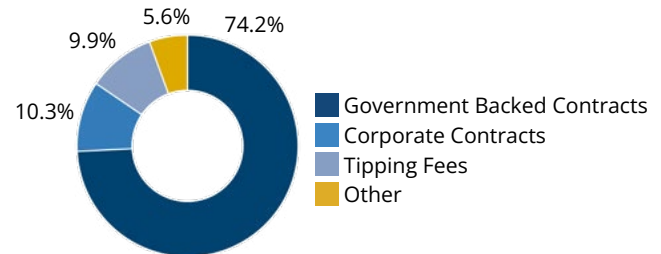
### ASSET BREAKDOWN BY TOTAL ASSETS UNDER MANAGEMENT VALUE



### EXPECTED REVENUE BREAKDOWN BY ASSET CLASS<sup>8</sup>



### EXPECTED REVENUE SOURCES



## DISCLAIMER

This document is only a summary. Figures shown are past results and are not indicative of future results; Current and future results may be lower or higher than those show, figures presented as at April 1, 2026, unless otherwise stated.

<sup>1</sup>A transaction fee may apply if your account is held by a third-party registered plan trustee, or dealer. A 30-day redemption notice is required.

<sup>2</sup>The Fund Loan to Value is the ratio between the total debt outstanding in the portfolio and the enterprise value of the Fund calculated as the market value of equity plus the total debt outstanding.

<sup>3</sup>The Management Expense Ratio (MER) is the total annual fund-level expenses incurred to manage the Fund as an investment vehicle, expressed as a percentage of total asset value.

<sup>4</sup>Unit value is determined by a Net Asset Value (NAV) model based on evaluations by Senior Management and the Skyline Clean Energy Fund Board of Trustees. As at June 1, 2026.

<sup>5</sup>Megawatt of direct current energy (MW/DC) a unit measurement of the output of power.

<sup>6</sup>The annualized return is based on a single unit initial investment in the Skyline Clean Energy Fund inclusive of unit price changes. As at June 1, 2026.

<sup>7</sup>The figure presented in the table represents Class A and Class F unit performance and includes changes in unit value. Yearly returns in this chart reflect performance from January 1 of the given year to January 1 of the next year. Monthly returns are based on the unit value change from the first day of the previous month to the first day of the month shown. As at June 1, 2026.

<sup>8</sup>As at March 31, 2026.

Commissions, trailing commissions, management fees and expenses all may be associated with investments in exempt market products. Please read the confidential offering documents before investing. The indicated rate of return is the annualized return including changes in unit value and reinvestment of all distributions and does not consider sales, redemption, distribution or optional charges or income taxes payable by any unitholder that would have reduced returns. There is no active market through which the securities may be sold, and redemption requests may be subject to monthly redemption limits. The payment of distributions is not guaranteed and may fluctuate. The payment of distributions should not be confused with an exempt market product's performance. Distributions paid as a result of capital gains realized by an exempt market product, and income and dividends earned are taxable in your hands in the year they are paid.

Exempt market products are not guaranteed, their values change frequently, and past performance may not be repeated. Nothing in this email should be construed as investment, legal, tax, regulatory or accounting advice. Prospective investors must make an independent assessment of such matters in consultation with their own professional advisors.

The information contained within is disseminated by Skyline Group Capital on behalf of the Issuer as at the date of publication and Skyline Group Capital does not undertake to advise the reader of any changes. The opinions and statements expressed within are those of the Issuer and do not necessarily reflect those of Skyline Group Capital. Skyline Group Capital has not taken any steps to verify the accuracy or completeness of the information provided herein.

*It starts here.*

Contact Skyline or your representative for a copy of the Fund's disclosure and legal documents.

### SKYLINE GROUP OF COMPANIES

**Guelph**  
5 Douglas Street, Suite 301  
Guelph, Ontario, N1H 2S8

**Oakville**  
2275 Upper Middle Road E, Suite 202  
Oakville, Ontario, L6H 0C3

Invest@SkylineOnline.ca  
(519) 826-0439  
www.SkylineGroupOfCompanies.ca